

NORDIC

INSTALLATION GUIDE

Tire Chains

Netlink Style Chain



COMPLETED INSTALLATION



1 Lay the chains out, studs down and spread evenly. Drive machine to the end of the chain. →



2 Hook up your installation chain (not included) to your tag chains. You can also use a wire rope sling or rope as well. ↑



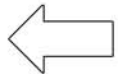
3 Rotate the machine backwards to pull the chain over the tire. You may want to have a second person assist you to ensure the chain wraps evenly around the tire. ↑



4 Use a pry bar to spread the chain out to ensure it doesn't get caught in the lugs. ←
Pry Bar (NOT INCLUDED)

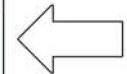


5
Stop the machine in this position.

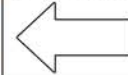


6
Connect your side chain loosely.

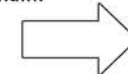
NORDIC
Tire Chains



10A
If you can, couple the chain together ring to ring with either a shackle or plug coupler provided.

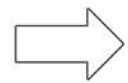


10B
If you can't connect ring to ring, pull your tail chain through the ring & connect to the side chain.



THROUGH RING

7
Hook up your tag chains to the side chain with shackles or plug couplers provided.



TAG CHAIN



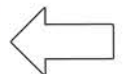
11 Tighten your side chain. Use the tensioning device (not included) to tighten. You will be able to remove a lot of slop in the bottom of the chain just by tightening one link per side.



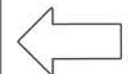
12 Last step is to cut your side chain or tie it back so it doesn't flail. Also, if you connected your main pattern ring to ring, cut the tails completely off.
(Remove installation chain/rope)



8
Hook the tag chains in a manner that follows the fixed side chain.




9
Use a tensioning device (not included) to bring the rings close together. This will tighten up the main pattern.



13 Move the skidder forward and backward numerous times to ensure the chain is fully seated. Refer back to Steps 10 -12 if the chains need further tightening.

PRODUCTS SUPPLIED



SHACKLES

PLUG COUPLERS

OPTIONAL PARTS & TOOLS REQUIRED FOR INSTALLATION IF AVAILABLE



MOUNTING TOOLS

PRY BAR

IMPACT WRENCH

QUESTIONS?

CONTACT US:

QCCANADA

1-888-507-9734
info@qccanada.com
www.qccanada.com
www.nordic-chains.com